

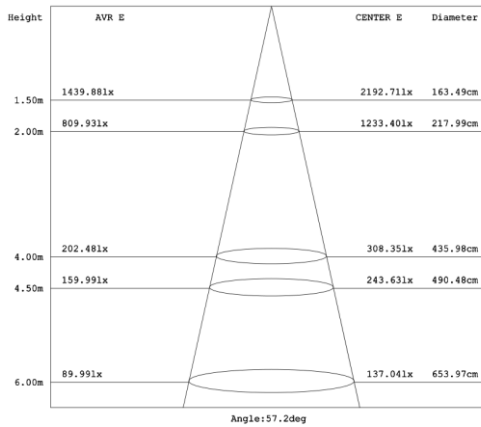
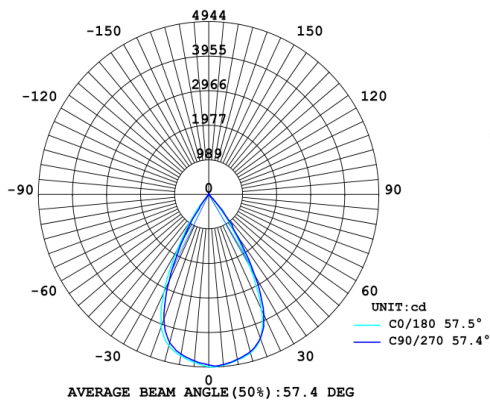
LED Down Light F Series Specifications

Input voltage:220-240Vac
 CREE /CITIZEN COB, 83Ra/95Ra, LM80 Standard, low light decay, high brightness.
 Using Lifud constant-current isolation power driver, long lifetime.
 Die-cast aluminium housing for excellent thermal conductivity.
 0-10V, DALI, Triac dimming control system is possible
 Colors: White/Black
 CE ROHS Certification.

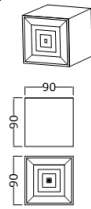


Model No.:	Power	LED Current	Light efficiency (type)	Color rendering index	Color Temperature	Beam angle	Working temperature
BST-SDH-10W-F	10W	250mA	>85lm/W	>80Ra	2700-5000K	60°	-30℃~+45℃
BST-SDH-20W-F	20W	500mA	>90lm/W				
BST-SDH-30W-F	30W	700mA	>90lm/W				
BST-SDH-40W-F	40W	950mA	>90lm/W				

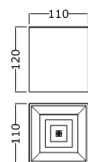
The photometric values are standard values and refer to the entire luminaire. In the case of CRI ≥ 90, the efficiency is approx. 10-15 % lower.



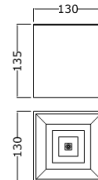
Dimension



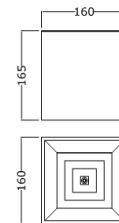
10W



20W



30W



40W

Packing

10W 32PCS Carton:40*40*24 CM G.W 12.5KG/CTN
 20W 24PCS Carton:46*35*28 CM G.W 14.5KG/CTN
 30W 18PCS Carton:43*43*35 CM G.W 18.5KG/CTN
 40W 12PCS Carton:53*36*38 CM G.W 20KG/CTN

