

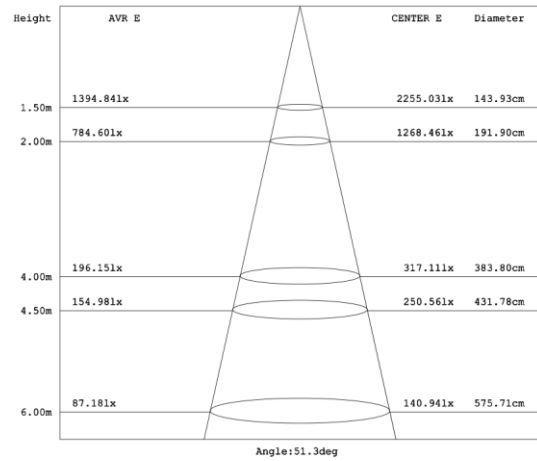
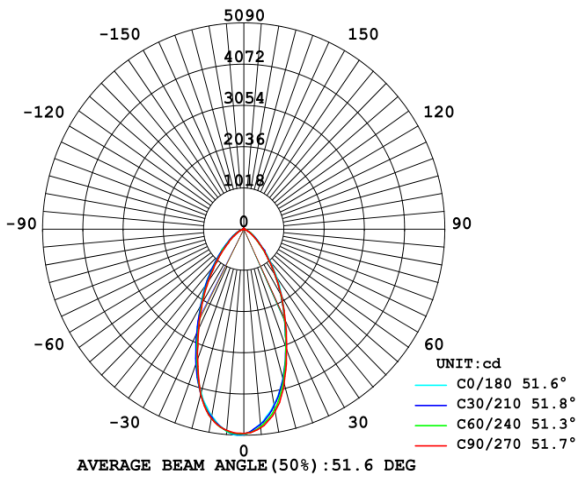
LED Down Light G Series Specifications

Input voltage:220-240Vac
 CREE /CITIZEN COB, 83Ra/95Ra,low light decay, high brightness.
 Using Lifud constant-current isolation power driver, long lifetime.
 Die-cast aluminium housing for excellent thermal conductivity.
 0-10V, DALI, Triac dimming control system is possible
 Colors: White/Black
 CE ROHS Certification.
 IP42

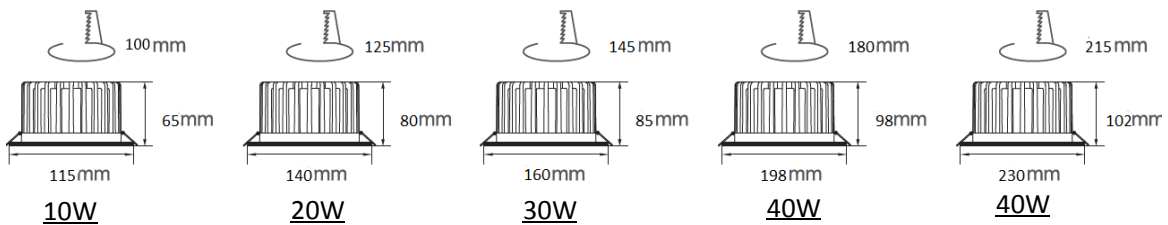


Model No.:	Power	LED Current	Light efficiency (type)	Color rendering index	Color Temperature	Beam angle	Working temperature
BST-SDH-10W-G	10W	250mA	>95lm/W	>80Ra	2700-7000K	50°	-30℃~+45℃
BST-SDH-20W-G	20W	500mA	>95lm/W				
BST-SDH-30W-G	30W	700mA	>95lm/W				
BST-SDH-40W-G	40W	950mA	>95lm/W				
BST-SDH-50W-G	50W	120mA	>95lm/W				

The photometric values are standard values and refer to the entire luminaire. In the case of CRI ≥ 90, the efficiency is approx. 10-15 % lower.



Dimension



Packing

10W 36PCS Carton:42*42*36 CM G.W 15KG/CTN
 20W 27PCS Carton:48*48*28 CM G.W 17KG/CTN
 30W 18PCS Carton:56*30*38 CM G.W 17KG/CTN
 40W 16PCS Carton:44*44*43 CM G.W 17KG/CTN

