


## LED Track Light D Series Specifications

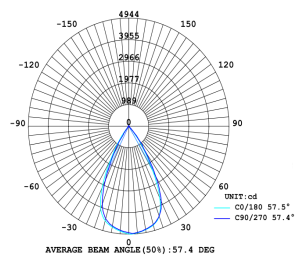
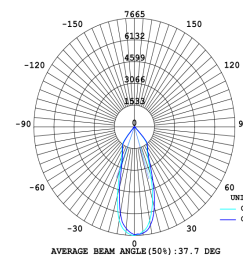
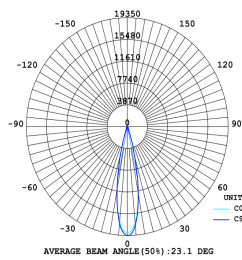
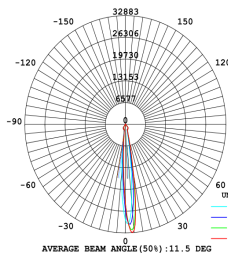
- For 2 wires, 3 wires and 4 wires track or surface mounting.
- External driver box design, 10W-30W
- CREE COB, 80Ra,
- Rotation angle 350°, Swivel angle 350°
- Colors: White/Black
- 5 years warranty
- Aluminum 6063 Housing
- 0-10V/DALI Dimming available
- Lifud driver, 220-240V AC 50/60 Hz, PF>0.95 (Tridonic, Osram and Philips optional)



Model No.:	Power	LED Current	Light efficiency (type)	Color rendering index	Color Temperature	Beam angle	Working temperature
BST-TL-20W-D-Double	20W	500mA	>85lm/W	>80Ra	2700-5000K	15°, 24°, 36°, 60°	-25°C~+45°C
BST-TL-40W-D-Double	40W	1000mA	>90lm/W				
BST-TL-60W-D-Double	60W	1500mA	>90lm/W				

CREE COB only can reach 5000K, if 6000K is requested, please choose CITIZEN COB.

The photometric values are standard values and refer to the entire luminaire. In the case of CRI  $\geq$  90, the efficiency is approx. 10-15 % lower.



## Dimension



## Packing(6PCS)

10W Carton: 52\*33\*52CM  
 20W Carton: 52\*33\*52CM  
 30W Carton: 52\*33\*52CM

